

American National Standard

for cutting tools — Carbide Blanks for Tipping Circular Saws

Approved November 27, 1985

Secretariat: Cemented Carbide Producers' Association

page 1 of 5 pages

1 Scope

This standard covers dimensional specifications and designations for carbide blanks for tipping circular saws. The values stated in U.S. customary units are to be regarded as the standard.

2 Definitions

blank: An unfinished hard material product which can be further modified in size and design during a finishing process by grinding or other means.

carbide: A hardmetal solid produced by sintering of a mixture of powdered metal carbide(s) and binder metal(s).

3 Blanks for tipping circular saws

3.1 General

Standard sizes and designations for carbide blanks, intended primarily for use in tipping circular saws and functionally similar cutters, are given in tables 1 and 2.

3.2 Designation

The blanks are designated by either a two- or three-letter prefix (determined by style number), and a four-digit number. The letter "W" in the first position identifies the blank type and is descriptive of the principal application of these tips, i.e., woodworking saws. The letter in the second position designates both the tip length (L) and the tip thickness (T). The letter "C" in the third position designates tip style 3 or style 4. The first digit in the four-digit num-

An American National Standard implies a consensus of those substantially concerned with its scope and provisions. An American National Standard is intended as a guide to aid the manufacturer, the consumer, and the general public. The existence of an American National Standard does not in any respect preclude anyone, whether he has approved the standard or not, from manufacturing, marketing, purchasing, or using products, processes, or procedures not conforming to the standard. American National Standards are subject to periodic review and users are cautioned to obtain the latest editions.

The American National Standards Institute does not develop standards and will in no circumstances give an interpretation of any American National Standard. Moreover, no person shall have the right or authority to issue an interpretation of an American National Standard in the name of the American National Standards Institute.

CAUTION NOTICE: This American National Standard may be revised or withdrawn at any time. The procedures of the American National Standards Institute require that action be taken to reaffirm, revise, or withdraw this standard no later than five years from the date of approval. Purchasers of American National Standards may receive current information on all standards by calling or writing the American National Standards Institute.

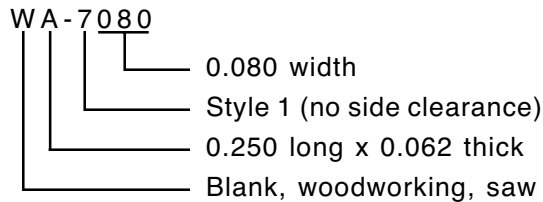
ber designates whether or not side relief is incorporated in the tip. A “7” designates styles 1, 3, and 4 (no side relief). An “8” designates

style 2 (with side relief). The last three digits designate the nominal tip width (W) in thousandths of an inch.

Examples:

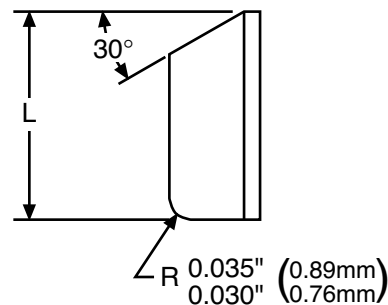
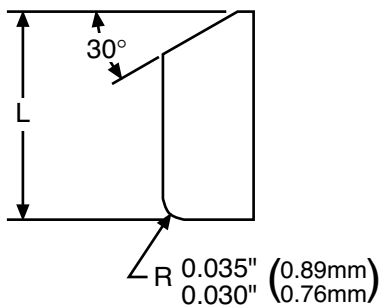
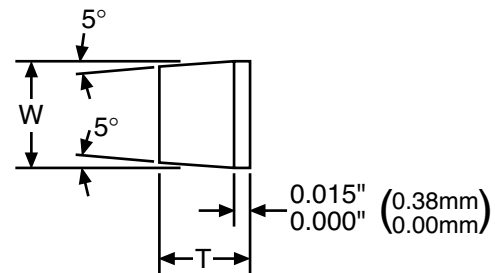
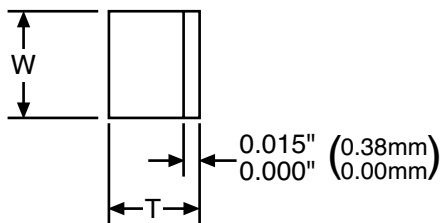
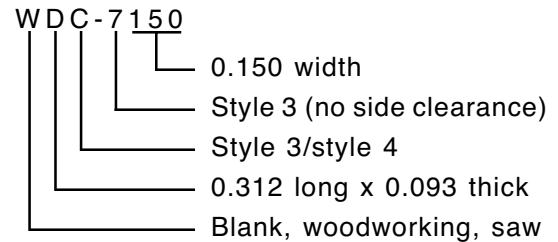
(1)

Blank Designation



(2)

Blank Designation



Style 1

Style 2

Table 1 – Blanks for tipping circular saws – Styles 1 and 2

Designation		L		T		W	
Style 1	Style 2	in + 0.010 - 0.000	mm + 0.25 - 0.00	in + 0.010 - 0.000	mm + 0.25 - 0.00	in + 0.010 - 0.000	mm + 0.25 - 0.00
WA 7065	WA 8065	0.250	6.35	0.062	1.57	0.065	1.65
WA 7080	WA 8080	0.250	6.35	0.062	1.57	0.080	2.03
WA 7100	WA 8100	0.250	6.35	0.062	1.57	0.100	2.54
WA 7115	WA 8115	0.250	6.35	0.062	1.57	0.115	2.92
WA 7125	WA 8125	0.250	6.35	0.062	1.57	0.125	3.18

(continued)

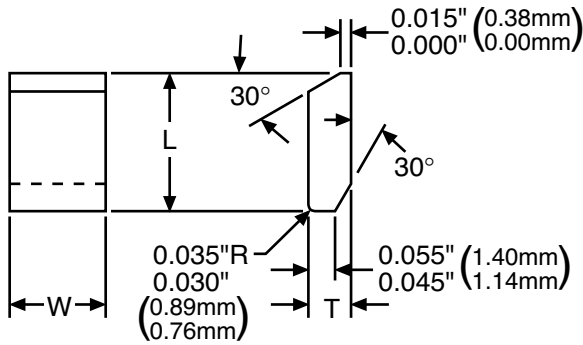
Table 1 (continued)

Designation		L		T		W	
Style 1	Style 2	in + 0.010 - 0.000	mm + 0.25 - 0.00	in + 0.010 - 0.000	mm + 0.25 - 0.00	in + 0.010 - 0.000	mm + 0.25 - 0.00
WA 7130	WA 8130	0.250	6.35	0.062	1.57	0.130	3.30
WA 7140	WA 8140	0.250	6.35	0.062	1.57	0.140	3.56
WA 7145	WA 8145	0.250	6.35	0.062	1.57	0.145	3.68
WA 7160	WA 8160	0.250	6.35	0.062	1.57	0.160	4.06
WB 7080	WB 8080	0.281	7.14	0.078	1.98	0.080	2.03
WB 7100	WB 8100	0.281	7.14	0.078	1.98	0.100	2.54
WB 7115	WB 8115	0.281	7.14	0.078	1.98	0.115	2.92
WB 7130	WB 8130	0.281	7.14	0.078	1.98	0.130	3.30
WB 7150	WB 8150	0.281	7.14	0.078	1.98	0.150	3.81
WB 7165	WB 8165	0.281	7.14	0.078	1.98	0.165	4.19
WB 7180	WB 8180	0.281	7.14	0.078	1.98	0.180	4.57
WB 7195	WB 8195	0.281	7.14	0.078	1.98	0.195	4.95
WB 7215	WB 8215	0.281	7.14	0.078	1.98	0.215	5.46
WC 7100	WC 8100	0.281	7.14	0.095	2.41	0.100	2.54
WC 7115	WC 8115	0.281	7.14	0.095	2.41	0.115	2.92
WC 7130	WC 8130	0.281	7.14	0.095	2.41	0.130	3.30
WC 7150	WC 8150	0.281	7.14	0.095	2.41	0.150	3.81
WC 7165	WC 8165	0.281	7.14	0.095	2.41	0.165	4.19
WC 7180	WC 8180	0.281	7.14	0.095	2.41	0.180	4.57
WC 7200	WC 8200	0.281	7.14	0.095	2.41	0.200	5.08
WD 7150	WD 8150	0.312	7.92	0.095	2.41	0.150	3.81
WD 7165	WD 8165	0.312	7.92	0.095	2.41	0.165	4.19
WD 7180	WD 8180	0.312	7.92	0.095	2.41	0.180	4.57
WD 7200	WD 8200	0.312	7.92	0.095	2.41	0.200	5.08
WD 7215	WD 8215	0.312	7.92	0.095	2.41	0.215	5.46
WD 7230	WD 8230	0.312	7.92	0.095	2.41	0.230	5.84
WD 7250	WD 8250	0.312	7.92	0.095	2.41	0.250	6.35
WE 7100	WE 8100	0.375	9.52	0.095	2.41	0.100	2.54
WE 7130	WE 8130	0.375	9.52	0.095	2.41	0.130	3.30
WE 7150	WE 8150	0.375	9.52	0.095	2.41	0.150	3.81
WE 7165	WE 8165	0.375	9.52	0.095	2.41	0.165	4.19
WE 7180	WE 8180	0.375	9.52	0.095	2.41	0.180	4.57
WE 7200	WE 8200	0.375	9.52	0.095	2.41	0.200	5.08
WE 7215	WE 8215	0.375	9.52	0.095	2.41	0.215	5.46
WE 7230	WE 8230	0.375	9.52	0.095	2.41	0.230	5.84
WE 7265	WE 8265	0.375	9.52	0.095	2.41	0.265	6.73
WE 7300	WE 8300	0.375	9.52	0.095	2.41	0.300	7.62

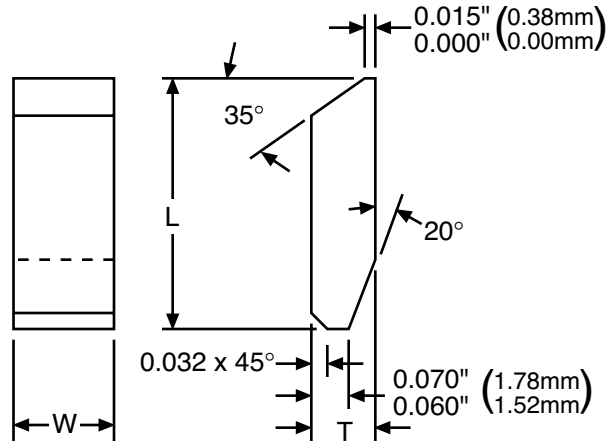
(continued)

Table 1 (concluded)

Designation		L		T		W	
Style 1	Style 2	in + 0.010 - 0.000	mm + 0.25 - 0.00	in + 0.010 - 0.000	mm + 0.25 - 0.00	in + 0.010 - 0.000	mm + 0.25 - 0.00
WF 7150	WF 8150	0.500	12.70	0.125	3.18	0.150	3.81
WF 7165	WF 8165	0.500	12.70	0.125	3.18	0.165	4.19
WF 7180	WF 8180	0.500	12.70	0.125	3.18	0.180	4.57
WF 7200	WF 8200	0.500	12.70	0.125	3.18	0.200	5.08
WF 7215	WF 8215	0.500	12.70	0.125	3.18	0.215	5.46
WF 7230	WF 8230	0.500	12.70	0.125	3.18	0.230	5.84
WF 7265	WF 8265	0.500	12.70	0.125	3.18	0.265	6.73
WF 7300	WF 8300	0.500	12.70	0.125	3.18	0.300	7.62
WF 7350	WF 8350	0.500	12.70	0.125	3.18	0.350	8.89
WF 7375	WF 8375	0.500	12.70	0.125	3.18	0.375	9.52
WF 7437	WF 8437	0.500	12.70	0.125	3.18	0.437	11.10
WF 7500	WF 8500	0.500	12.70	0.125	3.18	0.500	12.70
WF 7560	WF 8560	0.500	12.70	0.125	3.18	0.560	14.22
WF 7625	WF 8625	0.500	12.70	0.125	3.18	0.625	15.88
WG 7150	WG 8150	0.375	9.52	0.125	3.18	0.150	3.81
WG 7165	WG 8165	0.375	9.52	0.125	3.18	0.165	4.19
WG 7180	WG 8180	0.375	9.52	0.125	3.18	0.180	4.57
WG 7200	WG 8200	0.375	9.52	0.125	3.18	0.200	5.08
WG 7215	WG 8215	0.375	9.52	0.125	3.18	0.215	5.46
WG 7230	WG 8230	0.375	9.52	0.125	3.18	0.230	5.84
WG 7265	WG 8265	0.375	9.52	0.125	3.18	0.265	6.73
WG 7300	WG 8300	0.375	9.52	0.125	3.18	0.300	7.62
WG 7335	WG 8335	0.375	9.52	0.125	3.18	0.335	8.51
WG 7350	WG 8350	0.375	9.52	0.125	3.18	0.350	8.89
WG 7400	WG 8400	0.375	9.52	0.125	3.18	0.400	10.16
WG 7460	WG 8460	0.375	9.52	0.125	3.18	0.460	11.68
WG 7530	WG 8530	0.375	9.52	0.125	3.18	0.530	13.46
WH 7165	WH 8165	0.344	8.74	0.125	3.18	0.165	4.19
WH 7180	WH 8180	0.344	8.74	0.125	3.18	0.180	4.57
WH 7200	WH 8200	0.344	8.74	0.125	3.18	0.200	5.08
WH 7215	WH 8215	0.344	8.74	0.125	3.18	0.215	5.46
WH 7230	WH 8230	0.344	8.74	0.125	3.18	0.230	5.84
WH 7265	WH 8265	0.344	8.74	0.125	3.18	0.265	6.73
WH 7300	WH 8300	0.344	8.74	0.125	3.18	0.300	7.62
WQ 7165	WQ 8165	0.375	9.52	0.156	3.96	0.165	4.19
WQ 7180	WQ 8180	0.375	9.52	0.156	3.96	0.180	4.57
WQ 7200	WQ 8200	0.375	9.52	0.156	3.96	0.200	5.08
WQ 7230	WQ 8230	0.375	9.52	0.156	3.96	0.230	5.84
WQ 7265	WQ 8265	0.375	9.52	0.156	3.96	0.265	6.73
WQ 7300	WQ 8300	0.375	9.52	0.156	3.96	0.300	7.62
WQ 7335	WQ 8335	0.375	9.52	0.156	3.96	0.335	8.51
WQ 7365	WQ 8365	0.375	9.52	0.156	3.96	0.365	9.27
WQ 7400	WQ 8400	0.375	9.52	0.156	3.96	0.400	10.16
WQ 7460	WQ 8460	0.375	9.52	0.156	3.96	0.460	11.68
WQ 7530	WQ 8530	0.375	9.52	0.156	3.96	0.530	13.46



Style 3



Style 4

Table 2 – Blanks for tipping circular saws – Styles 3 and 4

Designation		L		T		W	
Style 3	Style 4	in + 0.010 - 0.000	mm + 0.25 - 0.00	in + 0.010 - 0.000	mm + 0.25 - 0.00	in + 0.010 - 0.000	mm + 0.25 - 0.00
WBC 7105	—	0.281	7.14	0.078	1.98	0.105	2.67
WBC 7120	—	0.281	7.14	0.078	1.98	0.120	3.05
WBC 7135	—	0.281	7.14	0.078	1.98	0.135	3.43
WBC 7150	—	0.281	7.14	0.078	1.98	0.150	3.81
WBC 7165	—	0.281	7.14	0.078	1.98	0.165	4.19
WBC 7180	—	0.281	7.14	0.078	1.98	0.180	4.57
WBC 7195	—	0.281	7.14	0.078	1.98	0.195	4.95
WDC 7150	—	0.312	7.92	0.093	2.36	0.150	3.81
WDC 7165	—	0.312	7.92	0.093	2.36	0.165	4.19
WDC 7185	—	0.312	7.92	0.093	2.36	0.185	4.70
WDC 7200	—	0.312	7.92	0.093	2.36	0.200	5.08
WDC 7215	—	0.312	7.92	0.093	2.36	0.215	5.46
WDC 7230	—	0.312	7.92	0.093	2.36	0.230	5.84
WDC 7250	—	0.312	7.92	0.093	2.36	0.250	6.35
—	WFC 7150	0.505	12.83	0.125	3.18	0.150	3.81
—	WFC 7160	0.505	12.83	0.125	3.18	0.160	4.06
—	WFC 7170	0.505	12.83	0.125	3.18	0.170	4.32
—	WFC 7180	0.505	12.83	0.125	3.18	0.180	4.57
—	WFC 7200	0.505	12.83	0.125	3.18	0.200	5.08
—	WFC 7220	0.505	12.83	0.125	3.18	0.220	5.59
—	WFC 7240	0.505	12.83	0.125	3.18	0.240	6.10
—	WFC 7260	0.505	12.83	0.125	3.18	0.260	6.60